



♪ We take care of each other. ♪

A Tigertastic Activity! Our Family Box & Our Neighbor Box

This fun and creative group activity can help families practice giving and receiving! Just follow the included instructions.

Our Family Box

Our Family Box is a place to keep and save special family items, including:

- Children's drawings and artwork
- Photos, a favorite book, or a keepsake from a special day you spent together
- Family cards from birthdays, holidays, and special occasions
- Notes to family members saying "thank you" or "I love you."

An important part of using **Our Family Box** is taking time as a family to look at items you've collected in the box and recall their special meanings.

Our Neighbor Box

Our Neighbor Box is a place to keep important items that your family would like to give to friends and neighbors, including:

- Homemade cards or drawings to give to others
- Outgrown items your child might want to give, like toys, picture books, or clothing
- Items or coins that will be given to a particular charity or community organization.

An important part of using **Our Neighbor Box** is taking time as a family to share items you've collected in the box on a regular basis.

Keep the boxes where you and the children can see them. Make them an integral part of your home. If you see them regularly, your family is more likely to use them.



For more Daniel Tiger's Neighborhood information, visit pbskids.org/daniel

DANIEL TIGER'S NEIGHBORHOOD © 2012 The Fred Rogers Company. All rights reserved.

529 College Savings Plans

Fred Rogers PRODUCTIONS



Making something is one way to say "I Love You."

How to Make Our Family Box & Our Neighbor Box

To make **Our Family Box** and **Our Neighbor Box**, you'll need two containers.

You can use cardboard boxes, plastic or fabric storage bins, wooden crates, baskets, or another type of container that you might have at home. Select boxes that will be big enough to store the items your family will be saving and sharing.

Working together, decorate each container using supplies you have at home like construction paper, leftover gift wrap, ribbons, stickers, fabric, foam cut-outs, felt pieces, markers, crayons, paint, glue, and tape.

You can also use the designs and labels from *Daniel Tiger's Neighborhood* attached to this instruction sheet to help decorate your boxes.

Label one box "Our Family Box" and the other "Our Neighbor Box."

Keep the boxes where you and the children can see them. Make them an integral part of your home. If you see them regularly, your family is more likely to use them.

Enjoy spending time giving and receiving as a family!



For more Daniel Tiger's Neighborhood information, visit pbskids.org/daniel

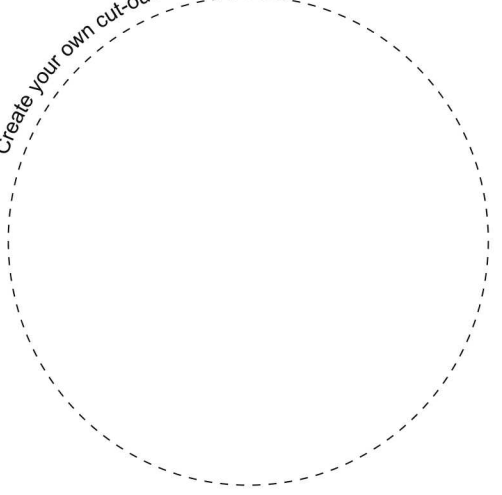



DANIEL TIGER'S NEIGHBORHOOD © 2012 The Fred Rogers Company. All rights reserved.

529 College Savings Plans

Fred Rogers PRODUCTIONS



Daniel Tiger and His Friends






Box Labels



Our
Family
Box



Our
Neighbor
Box

